

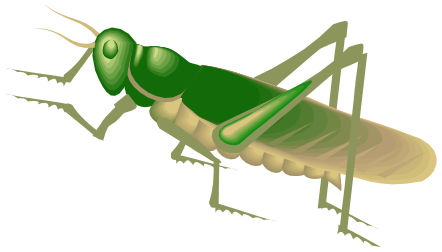





# Butterfly Alphabet Matching



## Butterfly Alphabet Matching

Spring fever is in the air! But since it is still too cold for Mother Nature to start really waking up, we decided to bring a little bit of spring inside.

The Butterfly Alphabet Matching uses printed cards with real butterfly pictures\* to help children practice matching their upper and lower case letters. They can also be used to explore colors, shapes, and patterns in nature. You can discuss the body parts of a butterfly, habitat and environment, compare/contrast, etc. Some of the cards can be used to point out symmetry.

Printed on card stock and laminated, these cards can be used for self-directed or individual time, at literacy or science stations, or just for fun at home to reinforce letter recognition. You could even print on magnet paper to make these into learning magnets.

For the youngers of your bunch, you could opt keep the letter cards intact to see the upper and lower case letters together. Or use the cards to make an alphabet banner.

We hope you enjoy!

\*Please note that all photographs are the property of Marta Wood. They may not be reproduced except for use in this activity for individual or single classroom use. If you enjoy this activity, please direct your friends or other teachers to our website to download a copy for themselves. Please contact Marta if you see a photograph that you would like to have available for other uses. Thanks for your cooperation!

